

REAL

October 2021

Torque

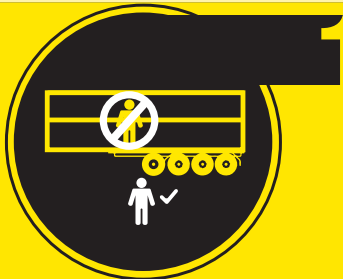
Contact maintenance for any questions on 0800 80 80 69

Health & Safety Within Our Yards

Our yards are a busy place and with the increase in vehicle movements through them we thought it was important to share not only our eight key safety practises but also explain the 'WHY' behind each of them.

8 Key Safety Practices Within Our Operations

When we fit Mezzanine Floors we ensure that the insertion of the blocks into the floor ladder is completed from the outside of the vehicle.



Why? If you were to stand between the floors to install the blocks and the floor dropped, you would be crushed.

A prop is placed under any bin that is elevated.



Why? If the hydraulic system was to fail, then the bin could drop, crushing, dismembering, or causing death.

For any work on trucks, we remove the keys from the ignition and place the keys in the yellow key bag. For trailers, cones and a barrier arm are placed in front of the draw beam.



Why? This indicates that the unit is being worked on and must not be started or moved as someone may be working under it and could be run over or injured.

We report all accidents and injuries. If you are a visitor or a contractor, make sure you report any incident to a TR team member.



Why? We record all incidents to allow us to review the accident or incident and improve our processes to prevent it from happening again.

10 km/h around the yard.



Why? To ensure the safety of all visitors, contractors, and staff that are working within our yards. Also to be able to stop or avoid an accident.

High Viz is worn outside.




Why? Being visible is critical to safety, you need to be seen by others when in our yards to reduce the risk of being injured by a moving vehicle.

All swinging or opening objects on vehicles such as tailgates, doors, and curtains are to be checked, closed, and secured with locking pins (if required) before moving any equipment.




Why? If not secured, the door can swing and injure people or hit oncoming traffic etc. This can also allow the load being carted to spill out.

All rental steel-wheeled and hydraulic vehicles are fitted with Zafety Lug Locks.



Why? A truck or trailer wheel can weigh as much as 120kg and do significant damage or injury to other road users. Zafety Lug Locks prevent wheel nuts from coming loose leading to a possible wheel off incident.



Tips and Tricks



TR Tips

- ▶ Safety starts with you.
- ▶ When in doubt or if you are ever unsure of anything, ask one of the team.
- ▶ Use appropriate PPE where and when required.
- ▶ Keep work areas clean and free of trip hazards.
- ▶ Only operate the equipment you are trained and licenced to use.
- ▶ Remember, the standard you set is the standard you walk past.

Contact maintenance for any questions
on 0800 80 80 69

REAL Torque

October 2021

TR TRUCKS & TRAILERS
RENTAL & LEASE
TR GROUP LTD

Making heavy vehicle fleet
management easy for you